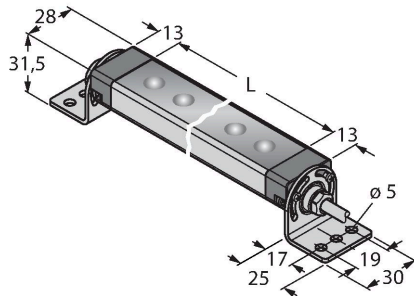


WLS28-2XW285S

LED Linear Light – In the Metal Housing



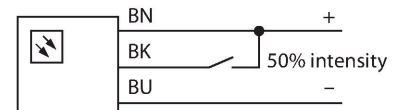
Technical data

Type	WLS28-2XW285S
ID	3088035
Signal and display data	
Purpose	LED work light
Function	Linear light
Light type	White
Color temperature	6100...+7000 K
Luminous flux lumen	650 lm
Aperture angle degree	60 °
Beam angle	wide beam 40-80°
LED service life (L70)	50000 h
Dimmable	Two-stage
Features of color 1	White, Permanently on, 800 lm
Special features	Wash down
Electrical data	
Operating voltage U_B	12...30 VDC
DC rated operating current I_a	≤ 660 mA
Input power	7.92 W
Mechanical data	
Cascadable	No
Design	Rectangular, WLS28-2
Dimensions	323.5 x 28 x 20.9 mm
Housing material	Metal, AL
Window material	Polycarbonate, clear
Electrical connection	Cable, 2 m, PVC
Number of cores	3
Ambient temperature	-40...+70 °C

Features

- Light beam: 285mm
- Operating voltage: 12...30 VDC
- Protection class: IP67 / IP69K
- Color: White
- Cable, PVC, 2 m
- SMBWLS28RA mounting bracket included in delivery

Wiring diagram



Functional principle

The low-energy LED work lights are ideally suited for industrial applications. The color temperature is between 6,000 and 7,100 Kelvin (cool white). Depending on the model, the luminous flux is 325 or 2600 lumen. Some work lights are switched on/off via supply power (10...30 VDC) and some types by means of a button directly at the LED lamp. In addition, the LED can be dimmed to 50% of its light output by activating a high signal on PIN 4, or for the variants with a switch, by means of a further switch position. On some models the light output is continuously dimmable via a PWM signal on pin 4. Cascadable variants are also available. Variants with a clear or diffuse plastic windows, as well as with an aperture angle of 25°.

Application note:
Cascading with 12 V supply allows total light length of 1.4 m. Cascading with 24 V supply allows total light length of 3.0 m. Cascading with 30 V supply allows total light length of 3.1 m.

Technical data

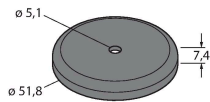
Storage temperature	-40...+70 °C
Relative humidity	0...90 %
Protection class	IP65 IP67 IP69
Tests/approvals	
Approvals	CE, UL

At 50% light intensity, the length specifications should be doubled.

Accessories

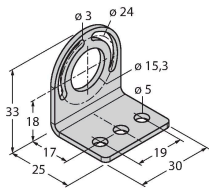
SMBWLSMAG 3019574

Magnetic fixture for mounting work lights and sensors, 2 pieces



SMBWLS28RA 3015764

Mounting bracket, angled, metal, for WLS28 work lights, 5 mm drill holes, screw set included



SMBWLS28SP 3088063

Snap bracket for mounting WLS28 work lights

